





Breeze Line; Charm Line; Courage Line; Time Line; Vanity Line; Vitality Line

Usage class	AC 4 / 23 / 32	   
Dimensions	1285 x 192 x 8 mm	
Profile	ClickitEasy	
Base board	HDF ($\geq 860 \text{ kg/m}^3$), with WaterProTec	
Packing unit	9 pieces per carton (ca. 2,220 m ²) 40 packs per pallet (ca. 88,80 m ²)	
Product quality tested by	eph Dresden / eco-Umweltinstitut Köln	
Surface structure	WG (Woodgrain) / RF (Rustical Finish) / EX (Exotic) / SO (Synchronpore) / SU(matt,geölt) / GL(Glossline)	
Guarantee	20 years for private use according to our seperate terms of guarantee	
Block variation of strips in width	$\pm 2 \text{ mm}$	
Abrasion resistance (IP) according to EN 13329	≥ 4.000 turns	
Impact resistance according to EN 13329	IC 2	
Stain resistance according to EN 13329	Group 1 + 2 = Grade 5 / Group 3 = Grade 4	
Behaviour in fire according to EN 13501-1	C(fl) s1	
Resistance to chair castors according to EN 13329	No impact if soft chair castors are used (Typ W) as defined by EN 425	
Thermal resistance according to DIN 52612	0,089 m ² x K / W	
Light fastness according to DIN EN 13329	Blue wool scale ≥ 6 Grey scale ≥ 4	
Slide resistance (slide friction co-efficient to EN 13893)	The requirements are in compliances with DIN EN 14041 ($\mu \geq 0,3$)	
Way of laying	floating installation	
Warmwater underfloor heating	suitable	

General requirements according to European Standard EN 13329

Thickness of the element, t	$\Delta t_{\text{average}} \leq 0,50 \text{ mm}$, relative to nominal value $t_{\text{max}} - t_{\text{min}} \leq 0,50 \text{ mm}$
Length of the surface layer, l	$l \leq 1.500 \text{ mm}$: $\Delta l \leq \pm 0,5 \text{ mm}$
Width of the surface layer, w	$\Delta w_{\text{average}} \leq 0,10 \text{ mm}$, relative to nominal value $w_{\text{max}} - w_{\text{min}} \leq 0,20$
Squareness of the element, q	$q_{\text{max}} \leq 0,20 \text{ mm}$
Straightness of the surface layer, s	$s_{\text{max}} \leq 0,30 \text{ mm/m}$
Flatness of the element, s	Maximum single values: $f_{w, \text{conkav}} \leq 0,15\%$ $f_{w, \text{convex}} \leq 0,20\%$ $f_{l, \text{conkav}} \leq 0,50\%$ $f_{l, \text{convex}} \leq 1,00\%$
Openings between elements, o	$o_{\text{mittel}} \leq 0,15 \text{ mm}$ $o_{\text{max}} \leq 0,20 \text{ mm}$
High differences between elements, h	$h_{\text{average}} \leq 0,10 \text{ mm}$ $h_{\text{max}} \leq 0,15 \text{ mm}$